


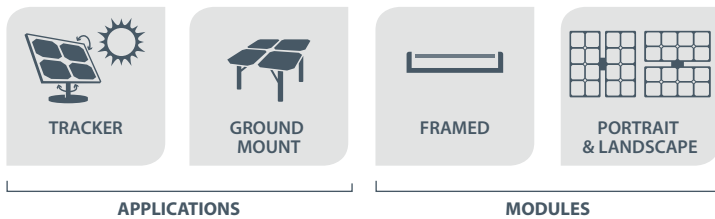
PowAR[®] Cinch

FASTENING CLIP FOR FRAMED MODULES



Screwless and tool-free clipped fastening solutions provide fast and simple assembly, enabling customers to reduce the overall cost of renewable energies.

MULTIPLE CONFIGURATIONS



Benefits

FAST INSTALLATION

- Fasten in a single step in as little as 30 seconds⁽¹⁾.

GREATER EASE OF USE

- No need of power tool.
- Installs from below the panel: no more stepping on the module.
- Minimal training required.
- Flexible: supporting rail and frame holes don't need to be aligned.

LOWER COSTS

- Lowers total cost of ownership of PV solar equipment.
- Screwless design eliminates periodic torque control.
- Elastic mechanical clamping may reduce the risk of hotspots.
- PowAR[®] Cinch offers grounding performances, subject to conditions⁽²⁾.


(1) Time approximation according to assembly performed in a specific environment.

(2) The Product can offer some grounding performances depending on the components and elements to be used by customer to design their complete system (including but without being limited to solar panels, frames and rails). However, please note that these performances can substantially vary depending on the type of elements which will be used by the customer to design their complete system as well as the environmental conditions. Consequently, the grounding performances need to be priority evaluated by customer by conducting their own tests considering the characteristics of each project including but without being limited to the frame and supporting rails intended to be used as well as environmental conditions.

Any warranty, specifications, instructions or certification provided by ARaymond exclusively rely on the specifications of ARaymond's products. However, please note that each customer should conduct their own tests and analysis to:

(i) design their own complete system (including but without being limited to the frame and supporting rails) considering the characteristics of each project as well as environmental conditions; and
(ii) obtain any approval or certification required by the national or local law as well as any regulations.
In this regard, ARaymond excludes any warranty or any liability of any nature whatsoever including but without being limited to the compatibility of the products selected by the customer to design the entire system (including but without being limited to solar panels, frames and rails), the fitness of the product for the purpose intended by the customer as well as the obtention of any approval or certification by the customer for its entire system.

CINCH LOCKED CONFIGURATION EXAMPLES⁽³⁾



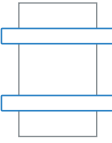




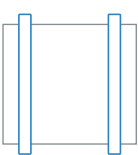




⁽³⁾ The configurations displayed in this leaflet are intended to be used for informational purposes only. Each customer should conduct their own tests and analysis to design the complete system and considering the characteristics of each project including but without being limited to the frame and supporting rails intended to be used as well as environmental conditions.


HOW TO SELECT THE POWAR® CINCH REFERENCE⁽⁴⁾

PowAR® CINCH's choice depends on solar field's configurations and on total thicknesses of rail + module frame's lip.

Solar field's configurations

RAIL CONFIGURATION		MODULE CONFIGURATION			
		PORTRAIT		LANDSCAPE	
LONGITUDINAL RAIL	SHARED RAILS		Do not exist		PowAR® CINCH LOCKED
	NO SHARED RAILS		PowAR® CINCH		Do not exist
VERTICAL RAIL	SHARED RAILS		For titled fix: PowAR® CINCH For Trackers: PowAR® CINCH LOCKED		PowAR® CINCH
	NO SHARED RAILS		Do not exist		PowAR® CINCH LOCKED

 Shared rails
 No shared rails

 Portrait configuration

 Landscape configuration



		POWAR® CINCH (S)	POWAR® CINCH (L)	POWAR® CINCH (XL)	
PRODUCT DETAILS ⁽⁴⁾	ARTICLE N°	240865	243648	261388	
	THICKNESS (SUPPORTING RAIL + PV PANEL FRAME)	MM	2.3 to 3	3 to 3.8	3.8 to 4.65
		INCH	0.09 to 0.12	0.12 to 0.15	0.15 to 0.18
	MATERIAL	Hardened Carbon Steel			
SURFACE TREATMENT	Aluminium Enriched Zinc Flake				



		POWAR® CINCH LOCKED (XS)	POWAR® CINCH LOCKED (S)	POWAR® CINCH LOCKED (L)	POWAR® CINCH LOCKED (XL)	
PRODUCT DETAILS ⁽³⁾	ARTICLE N°	258841	247433	250381	248217	
	THICKNESS (SUPPORTING RAIL + PV PANEL FRAME)	MM	2.1 to 2.95	2.7 to 3.55	3.3 to 4.15	3.8 to 4.65
		INCH	0.08 to 0.12	0.11 to 0.14	0.13 to 0.16	0.14 to 0.18
	MATERIAL	Hardened Carbon Steel				
SURFACE TREATMENT	Aluminium Enriched Zinc Flake					

(4) It is the responsibility of the customer to assess whether the PowAR® Cinch is safe and appropriate for customer's intended use.
The customer must consider the supporting rail and PV panel frame thicknesses to select a suitable reference.

YOUR CONTACTS

www.araymond-energies.com



EMEA

contact@araymond-energies.com

China

contact.cn@araymond-energies.com

Japan

contact.jp@araymond-energies.com

North America

contact.us@araymond-energies.com

India

contact.in@araymond-energies.com

South East Asia & Pacific

contact@araymond-energies.com

South America

contact.br@araymond-energies.com

Turkey

contact.tr@araymond-energies.com

*ARaymond Energies SAS (RCS Grenoble 798 705 604) - ZI Technisud 123 rue Hilaire de Chardonnet - 38100 Grenoble - FRANCE has designed this leaflet. **"ARaymond Network" means a network of companies which have a license of use of ARAYMOND®. This leaflet is provided for information purposes only and does not constitute an offer or an agreement. ARaymond Energies makes no warranty or representation whatsoever, express or implied, including but not limited to the accuracy, reliability, novelty, completeness, fit for a particular purpose or merchantability of the information contained in it. If you need further information, please contact ARaymond Energies.

11|04|2023 - ©Raygroup Communication. Photo Credit: ©ARaymond Network, ©Ronan Kerloch, ©Fotolia